



our **power**, your **passion**

USA



Product & Accessory Catalog





Symbols

Contents

	EasyOn User-friendly starting system ensures a smooth pick-up of the engine with no kickback, and limits the number of pulls required.
	EasyStart System that offers the same advantages as the EasyOn system but with the addition of reduced kickback, thanks to a double starter spring.
	Compression Relief Used during the starting cycle, this feature temporarily reduces the cylinder compression, allowing an easy start with less pulling effort.
	Lateral Chain Tensioner With side chain tensioning, tightening the chain is simple, easy and keeps your hands away from the sharp chain.
	OnBoard Clutch Reduces the risk of the clutch jamming and simplifies routine maintenance while also making for easier chain replacements.
	AlwaysOn AlwaysOn On/off switch that returns automatically to the "on" position after each stop, thus eliminating the risk of flooding the carburetor.
	Equipped with Load&Go The product is equipped with an Efco Load&Go trimmer head for use with Efco Powerline trimmer line.
	Original accessories and spare parts Quality mark identifying original Emak parts and accessories. Designed to the most stringent quality standards, these items guarantee smoother operation of the machine and longer service life.
	Premium Safety A complete line of protective work clothing. Ensures maximum safety without restricting movement.

THE EMAK GROUP	4
OUTDOOR POWER EQUIPMENT	6
BATTERY-POWERED PRODUCTS	8
CHAINSAWS AND PRUNERS	16
ACCESSORIES FOR CHAINSAWS AND PRUNERS	24
HEDGE TRIMMERS	26
TRIMMERS & BRUSHCUTTERS	30
ACCESSORIES FOR TRIMMERS & BRUSHCUTTERS	38
BLOWERS	42
SAFETY APPAREL	46
LUBRICANTS	48

Warranty



Five Year, No Fear Warranty™

With a five year consumer warranty, there is no doubt **Efco** has complete confidence in the quality, construction and durability of all **Efco** products. You can purchase each machine knowing that you can use them to their full potential year after year maintaining your property and starting new projects. The Five Year, No Fear Warranty™ assures you that our company will stand behind our products 100 percent. **Efco** products are power you can trust.



2 Year Titanium Commercial Warranty

Efco wants commercial users to know they can use **Efco** products for their business with the certainty that we will stand behind them. The 2 Year Titanium Commercial Warranty means users don't need to worry about whether the products will last. You can focus on business and be positive that your **Efco** products will work job after job. With our industry-leading commercial warranty our company stands behind our products.



2 Year H Series Warranty

All H series products from **Efco** provide homeowners with a quality product at a great value and are backed by a two year consumer warranty. You can count on H series products to deliver performance and dependability at home or on the farm.



Battery-Powered Products Warranty

When you purchase **Efco** battery-powered products you get tools that will perform year after year and job after job. Our battery power-products are backed by a **two-year** consumer warranty and **one-year** commercial warranty which allow you to buy with confidence.

The Emak Group

Our Vision

"Innovative solutions for the best customer value"

We aim to operate as one of the world's foremost players in the development, production and distribution of machines, components and accessories for gardening, agriculture, forestry and industry, with an offering of innovative products and services designed to make the work of our clients in the consumer and professional markets efficient and enjoyable, guaranteeing that they always receive the highest possible value.



Structure

The **Emak Group** is active in the development, production and worldwide sale of an extensive range of products for three business segments:

Outdoor Power Equipment

- products for gardening and forestry applications, and small agricultural machines such as brushcutters, lawnmowers, garden tractors, chainsaws, rotary tillers and rotary cultivators.

Pumps and High Pressure Water Jetting

Three product lines:

- agriculture, with a complete range of centrifugal pumps, diaphragm pumps, piston pumps and components for applications on spraying and weeding machines;
- industry, with a complete range of low, high and very high pressure piston pumps, hydrodynamic units and accessories for water blasting, and machines for urban cleaning;
- cleaning, with a comprehensive offering of high-pressure washers, from home to professional use, floor washing-drying machines and vacuum cleaners.

Components and Accessories

- products for the gardening, forestry, agriculture and cleaning sectors. The most representative are trimmer line and line heads for brushcutters (which together form the cutting system), accessories for chainsaws (such as sharpeners for chains), guns, valves and nozzles for high-pressure washers and agricultural applications, and products and solutions for precision farming.

The group has approximately **2,000 employees** overall.



The Emak Group

Divisions and Product Range

Outdoor Power Equipment



Oleo-Mac

efco

BERTOLINI

nibbi

Pumps and High Pressure Water Jetting



COMET

HPP

LEMASA
THE WATER POWER

PTC
High Pressure Jetting

PTC
Water Jetting Equipment

PTC
Urban Cleaning Equipment

LAVOR

Components and Accessories



SABART
our power, your passion

tecomec

GEOline
by Tecomec

SpeedGroup

mecune
BY TECOME

Outdoor Power Equipment

Our Passion

Emak's green ethos is made up of certainty, innovation and completeness. Our green credentials are based on care, respect, passion and design focus. That's why, with our **Efco**, **Oleo-Mac**, **Bertolini** and **Nibbi** brands, **Emak** stands as a benchmark in groundcare and garden maintenance for professionals and amateurs alike. A passion that has been all-Italian for more than 50 years. There's an **Emak** for everyone.



Structure

Emak operates in the **Outdoor Power Equipment** segment through **9** companies engaged in the development, production and sale of products for gardening and forestry, and small agricultural machines, including brushcutters, lawnmowers, garden tractors, chainsaws, rotary tillers and rotary cultivators.



Facts and Figures

4	brands
4	production units
8	countries with direct presence
~800	personnel
170	distributors worldwide
115	countries served
22	product families
250	models



Outdoor Power Equipment

Products and Accessories Range



Gardening, farming and forestry tools for home users and professionals. **Efco** covers all shades of green. With different models to meet each user's needs but all sharing the same exceptional quality standards in terms of performance, reliability, comfort and safety. The accessories range is offered as an extension and completion of the product range. Ergonomics, quality and styling are essential ingredients of the development of **Efco**'s products: primarily designed to meet the needs of professionals while also taking care of the requirements of less expert users who insist on the very best. A truly comprehensive range of superb quality products at highly competitive prices – that's the **Efco** formula.

Home-plus



Home-plus

A range of machines aimed at the home user, for tidying and cleaning the yard, cutting hedges and small trunks or stems, and DIY jobs in general. Characterized by lightweight and compact construction, to make the task of the operator that much simpler. Easy to start, easy to use, easy to maintain: these are the ideal tools for getting things done quickly and neatly around the home.

Tough-tech



Tough-tech

Solid and dependable, these are machines designed for heavy and frequent use in countryside environments: clearing overgrown and uncultivated areas, pruning and cutting firewood, crop irrigation and disinfestation tasks. Designed adopting solutions certain to ensure high work rates and maximum durability over time.

Sharp-pro



Sharp-pro

No-nonsense everyday tools for the busy professional, these are machines that stand out for the toughness of their components, their high performance and their matchless long-term durability. Specific materials used in construction guarantee unwavering quality even when tackling the most severe and lengthy of tasks, like forestry work and the clearance of uncultivated areas or scrub and undergrowth.

The evolution of eco-friendly tools: quiet, practical and versatile.

Common features

The **Efco** battery-powered range constitutes the evolution of DIY gardening power tools. These tools combine efficiency and performance similar to their medium power gas engine counterparts, with the practicality and ease of use typical of a battery-powered tool. Switching to **Efco** battery-powered products removes the hassle of preparing fuel/oil mixture, making sure it doesn't deteriorate, and dealing with oil and fuel spills. The battery used is a high-tech device, compatible with a huge number of charging cycles equivalent to many years of use, whether fully charged or partially charged. The battery is also completely interchangeable, functioning like an energy store that's always ready for use with any application in the range. Finally, **Efco** battery-powered tools deliver the all-important guarantee of environmental respect, thanks to the absence of combustible fuel and the elimination of noise pollution. The attractive styling of **Efco** battery-powered products makes them absolutely unique and iconic in the field of yard maintenance equipment.



Exterior mounted battery to reduce structural bulk without reducing ruggedness or increasing weight.



Machines designed for optimal balance and minimal operator fatigue.



Fully interchangeable batteries rated 2.0 or 5.0 Ah, compatible with all applications in the range.



Motor control electronic system designed to guarantee unvarying performance irrespective of battery charge.



Adjustable speed blower to provide exactly the right power for the job in hand.



Steel deck lawnmower, cutting width of 16" or 18", a compartment that holds two batteries provides the possibility to mow areas of up to one fourth of an acre.



Battery-powered products

Guide to selection

		HOMEOWNER	FARMER/RANCHER
CUTTING WOOD FOR FIREPLACES, SMALL PRUNING, DIY JOBS WITH A BATTERY-POWERED CHAINSAW	Chainsaws	MTi 30	
CUTTING HEDGES WITH SMALL STEMS WITH A BATTERY-POWERED HEDGE TRIMMER	Hedge Trimmers	TGi 45	
FINISHING THE LAWN ON SMALL AND FLAT GROUND WITH A BATTERY-POWERED TRIMMER	Trimmers	DSi 30	
CLEAR LEAVES WITH A BATTERY-POWERED BLOWER	Blowers	SAi 60	
CUTTING THE LAWN WITH A BATTERY-POWERED LAWNMOWER	Lawnmowers	LRi 44 P LRi 48 P LRi 48 T	

Battery-powered Chainsaws

The cordless battery-powered chainsaw is the perfect tool for pruning, cutting branches and small and medium-sized firewood. The battery-powered chainsaw stands out for its compact and ergonomic design for more comfortable use of the tool. Equipped with a top notch Oregon cutting tool with high-strength thin chain for optimal penetration, the **MTi 30** battery-powered chainsaw is ideal for DIY jobs, eliminating the exhaust fumes and noise of a gas engine tool with no compromise in terms of performance and reliability.



Low weight and compact dimensions.



Oregon 12" bar and chain.



No-tools chain adjustment.



MTi 30

Motor type	Brushless
Voltage	40 V
Operating batteries	Bi 5.0 EF
Bar type	Oregon, sprocket-nose
Bar length	12"
Chain pitch	3/8" x .043"
Chain speed	52 ft/s
Oiler	automatic/zero oil flow with motor stopped
Oil reservoir capacity	6.8 fl.oz.
Chain tensioner	tool-free, knob system
Running time, up to*	160 cuts
Weight without battery (without bar and chain)	6.2 lbs
Charging time with CRG	220 min (5.0 Ah)
Charging time with FAST CRG	70 min (5.0 Ah)

* Maximum log diameter: up to 4". Running time may vary depending on working conditions and the type of wood cut

Battery-powered Hedge Trimmers

The freedom of movement allowed by the absence of a power cable makes battery-powered hedge trimmers ideal for jobs around the yard. Equipped with high quality laser-sharpened blades to ensure high cutting precision without damaging vegetation, battery-powered hedge trimmers are the perfect solution thanks to their ergonomic design and total absence of exhaust emissions. The rugged gearbox ensures reliability and long life, while the batteries provide up to 2 hours of continuous operation so that jobs can be completed on a single charge.



High quality laser-sharpened 18" blades.



Very long working times.



Dual action.



TGi 45

Motor type	Brushed
Voltage	40 V
Operating batteries	Bi 2.0 EF / Bi 5.0 EF
Blade type	dual action
Blade length	18"
Blade tooth spacing	0.78"
Running time, light use*	48 min (2.0 Ah) / 120 min (5.0 Ah)
Running time, intensive use*	36 min (2.0 Ah) / 90 min (5.0 Ah)
Weight without battery	6.6 lbs
Charging time with CRG	88 min (2.0 Ah) / 220 min (5.0 Ah)
Charging time with FAST CRG	40 min (2.0 Ah) / 70 min (5.0 Ah)

* Indicative data which may vary depending on working conditions and the type of vegetation cut

Battery-powered Trimmers

The **DSi 30** is an irreplaceable tool for working around the yard. Combines the low weight and ease of use typical of battery powered tools with the practicality of a Load&Go line head, easily refillable without the use of tools. Performance is fully comparable with that of a medium power gas engine trimmer, with 12" cutting width and .080" diameter "Pro-Silent" line.



Rugged and well-balanced handle.



12" cutting width.



Load&Go head.



DSi 30

Motor type	Brushed
Voltage	40 V
Operating batteries	Bi 2.0 EF / Bi 5.0 EF
Cutting width	12"
Cutting components	Load&Go 4.0"/.080" line
Handle	single, adjustable
Running time, light use*	24 min (2.0 Ah) / 60 min (5.0 Ah)
Running time, intensive use*	16 min (2.0 Ah) / 40 min (5.0 Ah)
Weight without battery	6.4 lbs
Charging time with CRG	88 min (2.0 Ah) / 220 min (5.0 Ah)
Charging time with FAST CRG	40 min (2.0 Ah) / 70 min (5.0 Ah)

* Indicative data which may vary depending on working conditions and the type of vegetation cut

Battery-powered Blowers

With the leaf blower having become an essential piece of equipment for cleaning work in the yard and garden, the **SAi 60** is the most modern and practical version thanks to its battery operation, ideal power output for various jobs, and air velocity control.



Air speed control.



Constant performance irrespective of battery charge.



Well-balanced tool.



SAi 60

Motor type	Brushless
Voltage	40 V
Operating batteries	Bi 2.0 EF / Bi 5.0 EF
Max outlet air velocity	90 mph
Adjustable air velocity	yes, specific control (roller)
Max air volume	320 cfm
Running time, maximum speed	12 min (2.0 Ah) / 30 min (5.0 Ah)
Running time, minimum speed	32 min (2.0 Ah) / 90 min (5.0 Ah)
Weight without battery	7.3 lbs
Charging time with CRG	88 min (2.0 Ah) / 220 min (5.0 Ah)
Charging time with FAST CRG	40 min (2.0 Ah) / 70 min (5.0 Ah)

Battery-powered Lawnmowers

The transition to a battery power source has produced significant benefits also for lawnmowers, leaving little to be desired with respect to classic gas engine machines. With the **LRi 44** and **LRi 48**, mowing jobs now benefit from ease of use, reduced noise levels and the complete elimination of exhaust gas. The need to empty the fuel tank to prepare for winter storage, replace the spark plug, clean the air filter, and the possible deterioration of stored fuel are nothing more than a distant memory with a modern battery-powered motor, with all the power needed to ensure high performance levels. The **LRi 44** and **LRi 48** are both equipped with a double battery compartment, making it possible to extend running time with up to two 5 Ah batteries to tackle larger mowing areas. Both machines feature a steel deck, with centralized cutting height adjustment, generously sized grass catcher and, for **LRi 48** models, 4 in 1 cutting function, for cutting without pick-up, with mulching system or side discharge.



LRi 44 P



LRi 48 P



LRi 48 T

	LRi 44 P	LRi 48 P	LRi 48 T
Motor type	Brushless	Brushless	Brushless
Voltage	40 V	40 V	40 V
Max no. of batteries	up to 2	up to 2	up to 2
Operating batteries	Bi 2.0 EF / Bi 5.0 EF	Bi 5.0 EF	Bi 5.0 EF
Deck material	steel	steel	steel
Propulsion	push-type	push-type	self-propelled
Cutting width	16"	18"	18"
Cutting height	from 1" to 3"	from 1" to 3"	from 1" to 3"
Grass catcher capacity	18.5 gal.	18.5 gal.	18.5 gal.
Mulching/Side-discharge	no	yes	yes
Mowing area*	1500 ft² (1x2.0 Ah) 3000 ft² (2x2.0 Ah) 3800 ft² (1x5.0 Ah) 7500 ft² (2x5.0 Ah)	2700 ft² (1x5.0 Ah) 5400 ft² (2x5.0 Ah)	2700 ft² (1x5.0 Ah) 5400 ft² (2x5.0 Ah)
Weight without batteries	50.7 lbs	59.5 lbs	63.9 lbs
Charging time with CRG	88 min (2.0 Ah) 220 min (5.0 Ah)	220 min (5.0 Ah)	220 min (5.0 Ah)
Charging time with FAST CRG	40 min (2.0 Ah) 70 min (5.0 Ah)	70 min (5.0 Ah)	70 min (5.0 Ah)

* Cutting performance depends on several factors including: yard shape, surface characteristics (length, grass moisture), ground speed, type of cut (collection, mulching or side discharge)

Bi Batteries

The **Efco** range of batteries comprises two power ratings: 2.0 and 5.0 Ah, both of which are the same dimensions and perfectly interchangeable in all applications. Equipped with indicator system for overload cutout and battery charge. When the tool is in use the LEDs constantly show the charge status of the batteries.



Charge level constantly visible during use.



Bi 2.0 EF

Bi 5.0 EF

Charging time with CRG	88 min	220 min
Charging time with FAST CRG	40 min	70 min
Voltage	40 V	40 V
Capacity	2.0 Ah	5 Ah
Technology	Lithium Ion cells	Lithium Ion cells
Charge levels	4 LEDs	4 LEDs
Weight	1.5 lbs	2.9 lbs

Cannot be used on the **MTi 30** chainsaw and on the **LRi 48** lawnmower

CRG Battery chargers

For charging **Bi 2.0 EF** and **Bi 5.0 EF** batteries and keeping them in perfect condition. Use of the latest electronics means batteries are charged in complete safety to maximise their working life and minimise power consumption. The **FAST CRG** charger also makes it possible to cut in half the charging time: this means it takes just 40 minutes to charge the 2.0 Ah battery.



The battery charger body is designed to allow it to be hung on a wall.



CRG

FAST CRG

Voltage	110-240 V, 50-60 Hz	110-240 V, 50-60 Hz
EF Bi 2.0 battery charging time	88 min	40 min
EF Bi 5.0 battery charging time	220 min	70 min
Weight	1.3 lbs	2.2 lbs

Powerful, versatile and easy to use: your indispensable helpmates for cutting and pruning.

Common features

Efco chainsaws come in a full range of models designed to offer the right solution to individual requirements. Pruning, felling, lopping: **Efco** offers models with different specifications to suit the job in hand. However, each and every chainsaw in the range is characterized by top quality, reliable performance, ease of use and maintenance. Furthermore, the engine's low fuel consumption and linear torque-speed response ensures premium performance even during extended periods of continuous work. All machines are fitted with the very best safety devices to provide the protection that everyone deserves.



The "EasyOn" starting system ensures any user can set the machine running simply and effortlessly, with a minimal number of pulls on the cord.



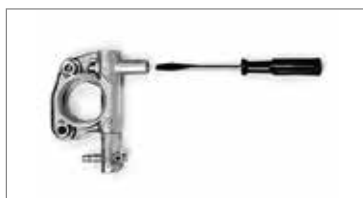
The air purge facilitates starting even in the harshest climates.



Forged steel crankshaft and piston with two rings for greater strength and durability.



On/Off switch, choke and throttle lock incorporated into one easy switch for simple operation.



Aluminium oil pump: ensures zero flow with engine idling and long, durable service.



"Ice device": ensures the machine can operate without difficulty even at low temperatures (below 32°F), avoiding the formation of ice on the air filter.



Chainsaws and Pruners

Guide to selection

		HOMEOWNER	FARMER/RANCHER	WOODLAND	URBAN
LIMBING, CUTTING SMALL TREES AND FIREWOOD	MT series compact	MT 4110			
	H series compact	MTH 4000			
	MT series medium power	MT 4410 MT 5200			
	H series medium power	MTH 5100 MTH 5600			
CUTTING DOWN AND CUTTING UP LARGE TREES	Professional			MT 6510	
PRUNING TREES	Pruning	MTT 2500 MTT 3600			
	Telescopic Pruners	PTX 2710			
	H series Pruners	PTH 2500			

MT series gas engine Chainsaws

Compact and Medium power

These chainsaws are designed incorporating the technology used in higher power models: they guarantee performance at the top of their category, ensuring the maximum efficiency and minimum expenditure of time and energy. Occasional minor pruning tasks or cutting small diameter firewood can be carried out using practical and easy-to-use tools. The devices specifically designed for incorporation on these models make for extremely practical use and routine maintenance.

The **MT 5200** is designed to accommodate the needs of the most demanding users on farmland, woodland, as well as at home, offering exceptional performance for demanding tasks, from gardening to agriculture.



Piston with 2 rings, forged and machined steel crankshaft and connecting rod, needle roller bearings, nickel-plated cylinder: high and constant efficiency guaranteed over time, even when undertaking heavy work schedules.



Flock air filter for longer working time between filter cleaning operations thanks to the large filtration surface.



EasyOn starting system: reduces recoil kick-backs during engine starts (**MT 4110, MT 4410**).



Lateral chain tensioner simplifies tensioning adjustments while avoiding all risks of contact with the chain. The fixing nuts are integral with the chain guard: no risk of nuts falling or getting lost for easier fastening (**MT 4110, MT 4410**).



	MT 4110	MT 4410	MT 5200
Power/Displacement	2.6 HP/39.0cc	2.9 HP/42.9cc	3.4 HP/51.7cc
Bar length	16"	16", 18"	18", 20"
Chain (pitch x gauge)	3/8" x .050"	.325" x .050" microlite	.325" x .058"
Oil pump	automatic/adjustable/ zero flow rate at idle speed	automatic/adjustable/zero flow rate at idle speed	automatic/adjustable/zero flow rate at idle speed
Oil/fuel tank capacity	7.4/10.8 fl. oz.	7.4/10.8 fl. oz.	9.1/16.9 fl. oz.
Dry weight without bar and chain	10.1 lbs	10.5 lbs	12.8 lbs

H series gas engine Chainsaws

Compact and Medium power

The medium power gas engine chainsaws are sufficiently compact for intensive use and compatible with frequent use. Designed to accommodate the needs of the most demanding users on farmland, woodland, as well as at home. The versatility combined with an excellent power-weight ratio guarantee optimal cutting performance in all types of applications, such as limbing, pruning and cutting of medium-size trees. These chainsaws are designed to offer exceptional performance for demanding tasks, from gardening to agriculture.



Nylon air filter: the large filtration surface increases working time between filter cleaning operations.



EasyOn/EasyStart: reduced kick back easy starting system.



Lateral chain tensioner: simplifies tension adjustments while avoiding all risks of contact with the chain.



Adjustable aluminium oil pump: facilitates the operator's job by allowing the oil feed to be adjusted to suit the workload on the machine and the bar/chain combination. Zero oil flow with the engine at idling speed ensures lower consumption and reduced environmental impact.



	MTH 4000	MTH 5100	MTH 5600
Power/Displacement	2.3 HP/38.9cc	3.0 HP/50.9cc	3.5 HP/54.5cc
Bar length	16"	18"	20"
Chain (pitch x gauge)	Oregon 3/8" x .050"	.325" x .050" microlite	3/8" x .058"
Oil pump	automatic/ adjustable/ zero flow rate at idle speed	automatic/adjustable/ zero flow rate at idle speed	automatic/adjustable/ zero flow rate at idle speed
Oil/fuel tank capacity	7.4/10.8 fl. oz.	8.8/18.6 fl. oz.	8.8/18.6 fl. oz.
Dry weight without bar and chain	9.9 lbs	11.9 lbs	12.1 lbs

Professional gas engine Chainsaws

Professional chainsaws are powerful machines built for felling, cutting and sectioning large trees. The professional model is fitted with a variable advance digital coil with rpm limiter: the result is a smooth-running engine and improved cooling, even in difficult weather conditions. The handle and fuel tank are separate from the body of the machine, to reduce the fuel/oil mixture temperature and minimize the transmission of vibration. The aluminium oil pump is automatic and adjustable, so that the flow rate can be adapted in accordance with the task to be performed, thus avoiding waste.



Anti-vibration system composed of 6 vibration dampers - 2 spring dampers and 4 rubber stops: interposed between the handle and the crankcase, the dampers ensure optimal isolation from vibration for enhanced operator comfort.



Nylon air filter: the large filtration surface increases working time between filter cleaning operations.



Decompression valve: facilitates engine starting without kick-back, reducing operator effort.



OnBoard clutch: quick fitting of bar and chain, cleaner clutch for lasting performance.



MT 6510

Power/Displacement	4.7 HP/63.4cc
Bar length (nose)	20"
Chain (pitch x gauge)	3/8" x .058"
Oil pump	automatic/adjustable/zero flow rate at idle speed
Oil/fuel tank capacity	15.2/27.0 fl. oz.
Dry weight without bar and chain	14.3 lbs

Gas engine pruning Chainsaws

The power, maneuverability and accuracy required during pruning and tending of plants, olive groves and orchards are guaranteed by the quality of the **MTT 2500** pruning chainsaw, the flagship model in this category owing to its maneuverability, low weight and superior power. The combination of these three aspects in a single product make the **MTT 2500** the perfect tool for efficient, quick and safe pruning operations. Power, ergonomics and balance are the distinguishing features of the **MTT 3600** chainsaw. Compact and with an excellent power to weight ratio, it's the ideal chainsaw for pruning tasks at height on tall trees, for limbing and for felling. Its ability to handle the toughest jobs makes it the perfect tool in the hands of professional tree-climbers. The low-emission eco-friendly engine is protected by a large nylon air filter, and the high-speed high-power chain guarantees clean and accurate cuts without damaging the bark. Models **MTT 2500** and **MTT 3600** are designed by **Giugiaro**, a world leading brand in the industrial design field.



Snap hook: fold-away steel snap hook for rapid attachment of the tool to the operator's harness.



OnBoard clutch: quick fitting of bar and chain, cleaner clutch for lasting performance.



AlwaysOn switch: rapid engine stopping and, thanks to the autoreset function, always ready to restart.



Translucent tanks: allow easy monitoring of oil and fuel levels, thus reducing unscheduled stops for top-ups (**MTT 2500**).



	MTT 2500	MTT 3600
Power/Displacement	1.3 HP/25.4cc	2.0 HP/35.4cc
Bar length	12"	14"
Chain (pitch x gauge)	3/8" x .050"	3/8" x .050"
Oil pump	automatic/adjustable/zero flow rate at idle speed	automatic/adjustable/zero flow rate at idle speed
Oil/fuel tank capacity	6.4/7.4 fl. oz.	7.7/9.5 fl. oz.
Dry weight without bar and chain	5.9 lbs	8.4 lbs

Telescopic Pruners

Model **PTX 2710** is designed to solve your cutting and limbing problems at a height with ease, while at the same time guaranteeing a constantly comfortable and safe working position. Suitable for use in woodland, in rural surroundings and in urban open spaces, this tool eliminates the need for access solutions such as ladders and platforms of various types once and for all. Thanks to the telescopic pole that can be extended up to 10.2 feet, this chainsaw can reach branches up to 16 feet from the ground. The pruner can be adjusted to 5 intermediate angles from 0° to 90°, thanks to a device that allows excellent performance in any working position and allows a far clearer view of the cutting area. The aluminium engine shroud affords superior mechanical strength. The professional oil pump ensures constant lubrication of the bar and chain.



Piston with 2 rings, nickel-plated diecast cylinder, forged connecting rod and crankshaft: all features guaranteed to make the engine extremely rugged and durable.



Straightforward pruner fixing system: with 5 alternative cutting positions (from 0° to 90°) for maximum visibility of the operating area and greater precision.



AlwaysOn switch: rapid engine stopping and, thanks to the autoreset function, always ready to restart.



Aluminium clutch housing and cover: optimised and reduced weight of the machine while imparting high strength and lasting reliability.



PTX 2710

Power/Displacement	1.3 HP/27.0cc
Adjustment of pruning head	from 0° to 90° (5 positions)
Bar length	10"
Chain (pitch x gauge)	3/8" x .043"
Overall length of machine	8.5' / 12.5'
Dry weight of complete tool without bar and chain	16.3 lbs

H series Pruners

These pruners are designed to easily solve the problem of cutting and limbing at height, while at the same time guaranteeing a constantly comfortable and safe working position: these tools eliminate the need for access solutions such as ladders and platforms of various types once and for all. If you want the best value for money, the **PTH 2500** model is an excellent choice. Lightweight and easy to handle, it is well suited for jobs around the home and on large properties.



Piston with 2 rings, forged and machined steel crankshaft and connecting rod, needle roller bearings, nickel plated cylinder: constant high efficiency guaranteed over time, even when undertaking heavy work schedules.



Exceptional reliability thanks to the 8 mm solid steel drive shaft running in 6 self-lubricating bushings.



AlwaysOn switch: rapid engine stopping, and thanks to the autoreset function, always ready to restart.



PTH 2500

Power/Displacement	1.2 HP/25.4cc
Adjustment of pruning head	fixed position
Bar length	10"
Chain (pitch x gauge)	3/8" x .050"
Overall length of machine	7.2'
Dry weight of complete tool without bar and chain	11.9 lbs

Accessories for Chainsaws and Pruners

Bar, chain and sprocket table



Model #	Bar Length	Pitch	Gauge	Drive Link Count	File Size	Efco Bar Part Number	Efco Chain Part Number	Efco Sprocket Part Number
MTi 30	12"	3/8"	.043"	45	11/64"	54050044	30629541	54050095
MT 4110	16"	3/8"	.050"	57	5/32"	50052019R	30629528A	50050136A
MT 4410	16"	.325"	.050"	66	3/16"	50062014R	30629508A	50060033A
	18"	.325"	.050"	72		50230059R	30629514A	
MT 5200	16"	.325"	.058"	66	3/16"	094600332R	001000710R	50080023
	18"	.325"	.058"	72		094600333R	30629512A	
	20"	.325"	.058"	78		50012040R	30629513A	
MTH 4000	14"	3/8"	.050"	53	5/32"	50030212R	30629526A	50330034AR
	16"	3/8"	.050"	57		50052019R	30629528A	
MTH 5100	16"	.325"	.050"	66	3/16"	093800067	30629508A	50310005R
	18"	.325"	.050"	72		50310214R	30629514A	
MTH 5600	20"	3/8"	.058"	72	7/32"	50310234R	30629503A	50310193R
MT 6510	18"	3/8"	.058"	68	7/32"	50250114R	30629502A	50252016
	20"	3/8"	.058"	72		50250115R	30629503A	
MTT 2500	12"	3/8"	.050"	45	5/32"	50030233R	30629522A	50290187A
MTT 3600	12"	3/8"	.050"	45	5/32"	50030233R	30629522A	50270014R
	14"	3/8"	.050"	52		50030212R	30629525A	
	16"	3/8"	.050"	57		50052019R	30629528A	
PTX 2710	10"	3/8"	.043"	39	11/64"	63090031R	30629529A	W000105
PTH 2500	10"	3/8"	.050"	40	5/32"	61542013R	30629521A	61460099

Bar Covers

Durable plastic covers to protect your 10-20 inch bar and chain.



10" Cover	W000139
12" Cover	1144033
14" Cover	1144038R
16" Cover	1144043R
18" Cover	1144048R
20" Cover	1144053



Precision, safety and freedom of movement: all the ingredients of the perfect cut.

Common features

For an accurate and clean cut, it is essential to employ reliable machines that combines power with maneuverability and ease of use. **Efco** hedge trimmers feature a high performance 2-stroke engine and adjustable high quality steel blades for the cleanest cut. With user comfort always on the forefront, **Efco** has equipped it's hedge trimmers with easy to reach controls to make any job a breeze.



High quality blades with top cutting edge ensure a clean and precise cut that will not damage vegetation.



Professional grade aluminium gear case, drive linkage with pinion carried in bearings and rods with rollers, combining to guarantee long life, low noise and minimal vibration.



"EasyOn" system to guarantee reduced effort and speed of starting.



Model with double-edged blade has 180° swivel handle for easy trimming even when working at an angle.



Large paper air filter for higher filtration capacity and more effective engine protection, even in dusty conditions.



Anti-vibration system utilizing 4 springs guaranteeing total isolation from the operator's hands.





Hedge Trimmers

Guide to selection

HOMEOWNER	FARMER/RANCHER	WOODLAND	URBAN
CUTTING LARGE HEDGES WITH DENSE VEGETATION	Professional		TG 2460 P TG 2470 P TGS 2740 P

Professional gas engine Hedge Trimmers

The professional hedge trimmers have all the features needed to prune very large and thick vegetation without problems. Powerful and rugged and yet still light enough to be easily manageable, these models have steel blades and an aluminum gearbox: top quality components that ensure consistently high efficiency through time.



Piston with 2 rings, forged and machined steel crankshaft and connecting rod, needle roller bearings, nickel-plated cylinder: constant efficiency through time, even when undertaking heavy work schedules.



High quality steel blades with top cutting edge: designed to ensure a clean and precise cut that will not damage vegetation.



Model **TGS 2470 P** with AlwaysOn switch: rapid engine stopping and, thanks to the autoreset function, always ready to restart.



Single blade deflector for **TGS 2470 P** model. Useful for collecting foliage to ensure it doesn't remain lodged in the hedge, hindering the progress of the operator.

58040150 optional



TG 2460 P



TG 2470 P



TGS 2470 P

	TG 2460 P	TG 2470 P	TGS 2470 P
Power	1.0 HP	1.0 HP	1.0 HP
Displacement	21.7cc	21.7cc	21.7cc
Type/Blade	double	double	single
Length/Blade	24"	30"	30"
Pitch/Blade	1 3/8"	1 3/8"	1 3/8"
Weight	11.4 lbs	11.9 lbs	11.4 lbs



Lawns, ditches, undergrowth: a perfect cut knows no obstacles.

Common features

You might need to trim borders, tidy your yard or clear undergrowth: for each one of these tasks you can always find just the right **Efco** trimmer or brushcutter. Each **Efco** trimmer & brushcutter is fitted with specially designed engines, characterized by high torque even at low RPMs. Also worthy of mention are the self-lubricating bushings and ergonomic handles designed to prove maximum operator comfort. Additional features include an oversize clutch, steel drive shaft and a two-ring piston to make these machines safe, dependable and durable.



Forged steel crankshaft and piston with two rings: guarantees longer working life.



Ergonomic loop and handles: clad in soft rubber to provide an anatomic and comfortable grip of the tool in all operating conditions.



The AlwaysOn system ensures the machine is ready to start every time.



Filter support with anti-backflow element (Emak patent): prevents the filter from becoming fouled by fuel and guarantees longer operation between filter maintenance procedures.



User-friendly starting system that ensures smooth engine pick-up with no kickback and a limited number of pulls.



Large size paper air filter for higher filtration capacity, guaranteeing excellent protection of the engine also in very dusty conditions.





Trimmers & Brushcutters

Guide to selection

		HOMEOWNER	FARMER/RANCHER	WOODLAND	URBAN
FINISHING OFF THE LAWN ON SMALL AND FLAT GROUND	DS series lightweight		DS 2210 DS 2410		DS 2410
	H series lightweight		DSH 2500		DSH 2500
FINISHING OFF THE LAWN ON LARGE TRACTS OF LAND	DS series medium power		DS 2700 DS 3000 DS 3500		
	H series medium power		DSH 4000		DSH 4000
FINISHING OFF THE LAWN ON WIDE AND DISCORDANT TERRAIN	Professional			DS 4100	

DS series gas engine Trimmers & Brushcutters

Lightweight

Lightweight trimmers and brushcutters are recommended for tending the lawn and finishing the edges, both around the home and in larger open spaces. Our models offer different solutions and characteristics that make them suitable for all types of users, from beginners to groundcare professionals. Compactness, easy handling and power are the distinctive features of these tools, which combine high performance with the maximum comfort. The engines of models **DS 2210** & **DS 2410** have been updated in terms of performance: constant torque and power output at low speeds for improved working capacity.



Piston with 2 rings, nickel-plated diecast cylinder, forged connecting rod and crankshaft: all features guaranteed to make the engine extremely rugged and durable.



WALBRO digital coil with electronic control and rev limiter: for easier starting, enhanced performance thanks to uniform combustion, and reduced fuel consumption.



The illustrated step-by-step start-up instructions ensure quick and safe starting, even for less experienced users.



Load&Go head: assures quick and straightforward line replacement – just 20 seconds to rewind the line and resume work.



DS 2210 S



DS 2410 S



DS 2410 T

	DS 2210 S	DS 2410 S	DS 2410 T
Power/Displacement	1.1 HP/21.7cc	1.2 HP/21.7cc	1.2 HP/21.7cc
Tube diameter	24 mm	24 mm	24 mm
Grip	loop	loop	handlebar
Cutting components	Load&Go/.095"	Load&Go/.095"	Load&Go/.095"
Blade	optional	optional	optional
Fuel tank capacity	13.5 fl. oz	13.5 fl. oz.	13.5 fl. oz.
Weight	9.0 lbs	9.9 lbs	11.6 lbs

H series gas engine Trimmers & Brushcutters

Lightweight

“H” series trimmers and brushcutters are at the entry level of the **Efco** range. These trimmers and brushcutters are designed to guarantee the ideal combination of performance and economy, for jobs in the yard at home and on small properties. Specifically, these compact and lightweight models are perfect for tidying and edging lawns.



Piston with 2 rings, forged and machined steel crankshaft and connecting rod, needle roller bearings, nickel plated cylinder: constant high efficiency guaranteed over time, even when undertaking heavy work schedules.



Exceptional reliability thanks to the 8 mm solid steel drive shaft running in 6 self-lubricating bushings.



AlwaysOn switch: rapid engine stopping, and thanks to the autoreset function, always ready to restart.



4.3" EVO Tap&Go head, .095" line.



DSH 2500 S



DSH 2500 T

	DSH 2500 S	DSH 2500 T
Power/Displacement	1.2 HP/25.4cc	1.2 HP/25.4cc
Tube diameter	26 mm	26 mm
Grip	loop	handlebar
Cutting components	EVO Tap&Go/.095"	EVO Tap&Go/.095"
Harness	single	single
Blade	optional	optional
Fuel tank capacity	21.6 fl. oz.	21.6 fl. oz.
Weight	12.8 lbs	14.1 lbs

DS series gas engine Trimmers & Brushcutters

Medium power

Models **DS 2700**, **DS 3000** and **DS 3500** are recommended for use by experts engaged in intensive and continuous work, such as gardeners carrying out finishing operations or small grass cutting jobs. High efficiency even under strain, but never impairing the high level of operator comfort and easy handling.



Piston with 2 rings, nickel-plated diecast cylinder, forged connecting rod and crankshaft: all features guaranteed to make the engine extremely rugged and durable.



WALBRO digital coil with electronic control and rev limiter: for easier starting, enhanced performance thanks to uniform combustion, and reduced fuel consumption.



Aluminum clutch housing and cover: optimised and reduced weight of the machine while imparting high strength and lasting reliability.



5.1" Load&Go head: assures quick and straightforward line replacement – just 20 seconds to rewind the line and resume work.



DS 2700 S

DS 3000 S

DS 3000 T

DS 3500 S

DS 3500 T

	DS 2700 S	DS 3000 S	DS 3000 T	DS 3500 S	DS 3500 T
Power/Displacement	1.3 HP/27cc	1.5 HP/30cc	1.5 HP/30cc	1.9 HP/36.3cc	1.9 HP/36.3cc
Tube diameter	26 mm	26 mm	26 mm	26 mm	28 mm
Grip	loop	loop	handlebar	loop	handlebar
Cutting components	Load&Go/.095"	Load&Go/.095"	Load&Go/.095"	Load&Go/.095"	Load&Go/.095"
Harness	single	single	single with comfort cushion	single	double harness
Blade	4 Tooth Blade	4 Tooth Blade	4 Tooth Blade	8 Tooth Brush 9"	8 Tooth Brush 9"
Fuel tank capacity	19.6 fl. oz.	20.3 fl. oz.	20.3 fl. oz.	20.3 fl. oz.	20.3 fl. oz.
Weight	12.6 lbs	13.2 lbs	13.9 lbs	15.2 lbs	16.8 lbs

H series gas engine Trimmers & Brushcutters

Medium power

Model **DSH 4000** is recommended for use by experts engaged in intensive and continuous work, such as gardeners carrying out finishing operations or small grass cutting jobs. High efficiency even under strain, but never impairing the high level of operator comfort and easy handling.



Piston with 2 rings, forged and machined steel crankshaft and connecting rod, needle roller bearings, nickel plated cylinder: constant high efficiency guaranteed over time, even when undertaking heavy work schedules.



Exceptional reliability thanks to the 8 mm solid steel drive shaft running in 6 self-lubricating bushings.



5.1" EVO Tap&Go head, .095" line.



DSH 4000 S

DSH 4000 T

Power/Displacement	2.0 HP/40cc	2.0 HP/40cc
Tube diameter	26 mm	28 mm
Grip	loop	handlebar
Cutting components	EVO Load&Go/.095"	EVO Load&Go/.095"
Harness	single harness	double harness
Blade	optional	optional
Fuel tank capacity	29.1 fl. oz.	29.1 fl. oz.
Weight	16.1 lbs	18.1 lbs

Professional gas engine Brushcutters

The **DS 4100 T** is ideal for professionals and groundcare operators, even on extensive surface areas. Strong and sturdy, it is designed to handle intensive and continuous jobs, such as clearing rough grass, brushwood and shrubs, guaranteeing maximum constant quality over time. Equipped with a professional 22-tooth blade designed specifically for cutting back undergrowth. The technical features ensure efficiency, high performance and maximum operator comfort in action.



AlwaysOn switch: rapid engine stopping and, thanks to the autoreset function, always ready to restart.



Large size paper air cleaner for enhanced filtration capacity and long working times.



5.1" Load&Go head: assures quick and straightforward line replacement – just 20 seconds to rewind the line and resume work.



DS 4100 T

Power/Displacement	2.5 HP/44cc
Tube diameter	28 mm
Grip	handlebar
Cutting components	Load&Go/.118"
Blade	22-tooth brush 8"
Harness	double harness
Fuel tank capacity	25.4 fl. oz.
Weight	18.3 lbs



Accessories for Trimmers & Brushcutters

Attachments




Pruner				Hedge Trimmer		
Part #	EP100	EP120	PH30	EH48	EH50	HH30
Blade/Bar	10" bar	10" bar	10" bar	19" blade	19" blade	16" blade
Rotate	n/a	90°	n/a	270°	270°	180°
DSi 30						
DS 2210 S						
DS 2410 S	○			○		
DS 2410 T						
DSH 2500 S			○			○
DSH 2500 T						
DS 2700 S	○	○			○	
DS 3000 S	○	○			○	
DS 3000 T						
DS 3500 S	○	○			○	
DS 3500 T						
DSH 4000 S						
DSH 4000 T						
DS 4100 T						

○ Compatible Attachments

Powerline

Powerline by **Efco** is a high quality, durable trimmer line designed to work with any trimmer or brushcutter. With two different styles to choose from, this long-lasting line can handle any job.



Round		
Part #	Size	
EUSA50136	Medium Donut - .095" Diameter - 150' Length	Universal Efco Round line was developed for punishing all-terrain work. Built with professional grade quality for increased durability and longevity.
EUSA50137	Large Donut - .095" Diameter - 300' Length	
EUSA50138	#3 Spool - .095" Diameter - 875' Length	
EUSA50139	Medium Donut - .105" Diameter - 125' Length	
EUSA50140	Large Donut - .105" Diameter - 250' Length	
EUSA50141	3# Spool - .105" Diameter - 700' Length	

Power Twist		
Part #	Size	
EUSA50142	Medium Donut - .095" Diameter - 150' Length	Efco Power Twist was developed with armor resistance notches and slashes to increase durability and reduce chance of fraying. With a flexible inner core that absorbs shocks and prevents line failure against angular and sharp objects.
EUSA50143	Large Donut - .095" Diameter - 300' Length	
EUSA50144	#3 Spool - .095" Diameter - 875' Length	
EUSA50142	Medium Donut - .105" Diameter - 125' Length	
EUSA50143	Large Donut - .105" Diameter - 250' Length	
EUSA50144	3# Spool - .105" Diameter - 700' Length	

Accessories for Trimmers & Brushcutters

Trimmer heads



Load & Go Trimmer Head

Features three easy loading nylon line heads for the **Efco** trimmer and brushcutter family. Available in 4 inch, 4.3 inch and 5.1 inch depending on your need.

- **20 second load time!**
- A simple design, no tools and no pinched fingers. A user friendly design.
- Includes 5 adaptors for universal fit on major brands (4.3" & 5.1" only).
- Designed for line replacement speed and ease of use as top priorities.
- Fits all previous and current Efco models (straight shaft).
- Specially designed, polished aluminum eyelets allow for a smooth release of the line and resistance to dust abrasions.
- Individual replacement parts readily available as needed.
- Reinforce knob **63130030AR** also available (5.1" only).



Align the eyelets, thread the line through the head until it projects from the opposite eyelet and forms two ends of equal length...



Turn the bump knob to reload the head...



...Go!





5.1" Head - 63129013



4.3" Head - 63109004

Trimmer head compatibility tables

Part #	Load&Go			Tap&Go EVO	
					
Description	63149002 4"-.080" Pro Silent line M8x1.25 LH F For Battery Trimmers Display Pack	63109004 4.3" - .095" line Display Pack	63129013 5.1" - .095" line Display Pack	61469101 4.3" - .095" line M8x1.25 LH M M10x1.25 LH F Display Pack	61459101 5.1" - .095" line M8x1.25 LH M M10x1.25 LH F Display Pack
DSi 30	●				
DS 2210 S		●	○	○	○
DS 2410 S		○	●	○	○
DS 2410 T		○	●	○	○
DSH 2500 S		○		●	
DSH 2500 T		○		●	
DS 2700 S		○	●	○	○
DS 3000 S		○	●	○	○
DS 3000 T		○	●	○	○
DS 3500 S		○	●	○	○
DS 3500 T		○	●	○	○
DSH 4000 S		○	○	○	●
DSH 4000 T		○	○	○	●
DS 4100 T		□	●	□	○

● Standard Equipment ○ Optional Equipment □ Incompatible

Accessories for Trimmers & Brushcutters



Harnesses



	Single Harness		Double Harness	Professional Harness	
Part #	4160463AR	4179164R	63050018AR	63070002AR	4174163
Description	Shoulder Pad Adjustable	Shoulder Pad Hip Pad Adjustable	Hip Pad w/Cushion Quick Release Adjustable	Shoulder Pad Hip Pad Adjustable	Hip Pad w/Cushion Quick Release Adjustable
DSi 30	○	○	○	○	□
DS 2210 S	○	○	○	○	□
DS 2410 S	○	○	○	○	□
DS 2410 T	○	●	○	○	○
DSH 2500 S	●	○	○	○	○
DSH 2500 T	●	○	○	○	○
DS 2700 S	●	○	○	○	□
DS 3000 S	●	○	○	○	□
DS 3000 T	○	●	○	○	○
DS 3500 S	●	○	○	○	□
DS 3500 T	○	○	○	●	○
DSH 4000 S	●	○	○	○	○
DSH 4000 T	○	●	○	○	○
DS 4100 T	○	○	○	●	○

● Standard Equipment ○ Optional Equipment □ Incompatible



Accessories for Trimmers & Brushcutters

Blades



	3-Tooth Grass Blades for cutting grass & weeds	4-Tooth Grass Blades for cutting grass & weeds		3-Tooth Brush Blades for cutting weeds, brush, brambles, scrub & reeds	8-Tooth Brush Blades for cutting weeds, brush, brambles, scrub & reeds	22-Tooth Brush Blade for cutting scrub, reeds & undergrowth	80-Tooth Wood Blades for cutting woodland undergrowth & small trees
Part Number	4095673BR	4095681AR	4095563AR	4095641BR	4095565AR	4095666AR	4095066AR
Diameter	10" (255 mm)	8" (204 mm)	10" (255 mm)	10" (255 mm)	9" (230 mm)	8" (200 mm)	10" (255 mm)
Thickness	.070" (1.8 mm)	.079" (2 mm)	.055 (1.4 mm)	.055 (1.4 mm)	.055 (1.4 mm)	.062" (1.6 mm)	.055 (1.4 mm)
Bore	1" (25.4 mm)	1" (25.4 mm)	1" (25.4 mm)	1" (25.4 mm)	1" (25.4 mm)	1" (25.4 mm)	1" (25.4 mm)
DSi 30	□	□	□	□	□	□	□
DS 2210 S	□	○ 3	□	□	□	□	□
DS 2410 S	○ *	○ *	○ *	□	○ *	□	□
DS 2410 T	○	○	○	□	○	□	□
DSH 2500 S	○	○	○	□	○	□	□
DSH 2500 T	●	○	○	□	○	□	□
DS 2700 S	○	○	●	□	○	□	□
DS 3000 S	○	○	●	□	○	□	□
DS 3000 T	○	○	●	○	○	○ 1	○ 2
DS 3500 S	○	□	○	○	●	□	□
DS 3500 T	○	□	○	○	●	○ 2	○ 2
DSH 4000 S	○	□	○	○	○	□	□
DSH 4000 T	○	□	○	○	○	□	□
DS 4100 T	○	□	○	○	○	● 1	● 2

● Standard Equipment ○ Optional Equipment □ Incompatible

1 requires optional 8" metal guard (p/n 4174280) / 2 requires optional 10" metal guard (p/n 4174279) / 3 requires optional blade kit (p/n 61370224) / *requires optional blade kit (p/n 61370296)



Cleaning up the yard has never been such a breeze, until now.

Common features

Efco has powerful and efficient blowers that can quickly clear any area of leaves, grass clippings or any other debris. The handheld blower built with the homeowner in mind, can be quickly changed into a vacuum, while the backpack blower offers more power to cover more ground. Light, simple, and low noise, these machines are invaluable and dependable power equipment.



Telescopic tube that allows the machine to be stored in confined spaces, without the use of tools.



Rubber covered handle ensures a firm and comfortable grip on the machine, while at the same time isolating the hands of the operator from vibrations.



Vacuumed material is chopped up by a rotor with 4 steel blades (standard feature) to reduce the volume when inside the bag, down to 1/12 of original size, so that more work can be done with fewer emptying stops.



Double bladed fan delivers high performance in terms of air flow and velocity, while increasing the cooling capacity of the engine.



Paper air filter with increased capacity and filtration surface area; allows efficient and quick maintenance and is more durable.



Digital coil with variable ignition advance and flywheel with new fin geometry: engine guaranteed to run more smoothly, and cooling rendered more efficient.





Blowers

Guide to selection

		HOMEOWNER	FARMER/RANCHER	WOODLAND	URBAN
BLOWING AND COLLECTING LEAVES	Handheld	SA 2500			
BLOWING LEAVES, OLIVES, HAZELNUTS	Backpack			SA 2063 SA 9500	

Handheld Blowers

Ideal to clear the yard of leaves and other small debris or grass cuttings, the handheld blower is designed to get the job done quickly and efficiently. Model **SA 2500** combines high performance with perfect balance, while its light weight enables prolonged use without fatigue. The rubber-clad handgrip and professional anti-vibration system ensure maximum operator comfort at all times. With the vacuum conversion kit, which is sold separately, the blower can be converted into a handy shredder/vac with a 9.5 gallon collection bag to create a practical tool for the removal of leaves, grass cuttings or light debris.



Metal shredder blade: comes installed standard, reduces the volume of material collected when using vacuum kit (optional).



'S' style tube assembly: eliminates twisting force, guaranteeing enhanced comfort during prolonged use of the machine.



Telescopic tube that allows the machine to be stored in confined spaces, without the use of tools.



SA 2500

Power	1.3 HP
Displacement	25.4 cc
Max air volume	425 cfm
Max air speed	157 mph
Vacuum attachment	yes, optional
Pressure level ANSI B 175.2 -2012+A1-2013	73 dB(A)
Dry weight, with blower tube	9.0 lbs
Single harness snap hook (compatible tool).	61140011R
Conversion kit from blower to vacuum (compatible tool).	56602004

Backpack Blowers

Backpack blowers are designed to operate readily and accurately, ensuring superior performance levels while optimising job completion times. Models **SA 2063** and **SA 9500** are designed for use in rural areas for clearing spaces such as farmyards and open areas, and in the city, for clearing parks, stadiums, flowerbeds and roads. They are also ideal for moving and compacting fruit and other produce as it falls from the tree. Low weight plus high air velocity and air delivery volume mean these tools can guarantee practicality, power and high performance. Both models are equipped with a telescopic tube that can be adjusted according to the operator's height without tools.



Lightweight corrosion-resistant anodised aluminum frame (**SA 9500**).



The controls are readily accessible and the control handle can be easily adjusted to match the operator's stature (**SA 9500**).



Two air delivery nozzles supplied as standard: rectangular/round section, both equipped with hemispherical support so the tube can rest on the ground on level terrain to reduce operator fatigue (**SA 9500**).



Conversion kit from blower to mistblower (compatible tool for **SA 2063**).
56022030



SA 2063

SA 9500

Power	4.5 HP	5.0 HP
Displacement	61.3cc	77cc
Max air volume	706 cfm	970 cfm
Max air speed	202 mph	190 mph*
Fuel tank capacity	74 fl. oz.	77.8 fl. oz
Pressure level ANSI B 175.2 -2012+A1-2013	75 dB(A)	78 dB(A)
Dry weight, with blower tube	23.4 lbs	22.9 lbs

*with end nozzle installed

Working calmly and
efficiently: the peace of
mind that comes from safety.





Safety Apparel

Efco knows safety is crucial when working with outdoor power equipment, that is why **Efco** provides a variety of safety apparel products. From protective helmets to universal utility gloves, **Efco** has you covered.



Professional Helmet

	Description	Features ear muffs and face shield for all around protection. Adjustable strap inside for a better fit. Meets ANSI Z89.1 standard.		
	Part		001001284BR	



Universal Utility Gloves

	Description	Durable gloves made with polyester and leather. Comfort padding palms with elasticized cuffs.		
	Part	Small	3255018	
		Medium	3255019	
		Large	3255020	
		ExtraLarge	3255021	



Professional Chain-Resistant Gloves

	Description	Gloves designed to protect the most exposed part of the body from the risk of cuts when using a chainsaw. Made of high-strength fabric for chain protection and anti-vibration palm inserts.		
	Part	Small	3255056	
		Medium	3255057	
		Large	3255058	
		ExtraLarge	3255059	



Protective Chaps

	Description	Protective Chaps designed for occasional users and for homeowner chainsaw use. Easy-fit, the waistband is adjusted by means of an elasticated strip and the legs are fastened with zips at the rear. 8-layer anti-cut protection for the legs for safe use of all chainsaws with cutting speeds of up to 65 ft/s. (180° front, 2" right inside leg, 2" left inside leg).		
	Part	Universal	001001360B	

Ear Muffs

	Description	Made with PVC+foam insulation and shock absorbent material. Adjustable stainless steel headband. Noise Reduction Rating (NRR) of 28 dB(A). Meets ANSI S3.1974 standard.		
	Part		3155013R	

Professional Mesh Face Shield

	Description	Professional lightweight ergonomic face shield for maximum safety. Metal mesh shield is adjustable. Foam brow pad standard.		
	Part		001000939A	

Nothing but the best
lubricants to keep your
machines running smoothly.



Lubricants

Bar & chain oil



Description

Efco Bar & Chain Oil is specifically formulated to optimize cutting with any chain saw. A special blend of virgin oils, tackifier agents, and rust and oxidation inhibitors creates the ideal bar and chain oil.

- Contains increased levels of tackifier to reduce fling-off and maintain optimal lubrication.
- Formulated with the finest base oils and additives to provide excellent performance in a wide temperature range.
- Works optimally in both extreme hot and cold conditions.
- Contains additives that reduce heat and prevent premature bar wear.

Part

1 Quart	EUSA50075
1 Gallon	EUSA50074

2-Cycle oil



Description

Efco 2-Cycle Oil is designed for maximum engine protection and easy starting. Our semisynthetic, smokeless oil features outstanding lubricity to maximize engine life.

- The only oil designed and approved by **Efco** engineering for maximum engine life.
- Added detergency to keep engine ports and rings free of carbon for easy starting.
- Added E10 Compatible fuel stabilizers to keep carburetor clean for easy starting.
- Exceeds JASO FD rating standards!

Part

50:1, 1 Gal Mix 2.6 fl oz	EUSA50072
50:1, 2.5 Gal Mix 6.4 fl oz	EUSA50073

25-Hour Detergency Test

Efco®



Very good detergency
Excellent lubricity
Ring is free & functioning
Ports are clean

Others



Poor detergency
Blockage in port
Ring is predominantly stuck
Results in loss of power and performance

Attribute	Technology Overview	Benefit
Lubricity	The unique blend of quality base oils including synthetics and high tech additives in Efco 2-Cycle Engine Oil help to achieve industry leading lubricity needed in high performance 2-Cycle power equipment applications.	Increased reliability Reduced component wear Reduced heat
Detergency	A cutting edge "ring-free" additive used in the Efco 2-Cycle Engine Oil formulation helps keep engine rings free, exhaust ports from blocking and reduces carbon buildup inside your engine.	Easy starting Better fuel efficiency
Stability	Built-in fuel stabilizers in Efco 2-Cycle Engine Oil help extend the life of your fuel and internal equipment components during prolonged storage or seasonal equipment use. Unique antioxidants also address the negative aspects of E10 fuel.	Easy starting Helps keeps fuel mix fresh for up to 12 months
Low Smoke	The proper combination of premium base oils in Efco 2-Cycle Engine Oil means very little smoking during start-up and operation, which helps make the use of your equipment more pleasurable.	Low odor Operator friendly

Not all products contained within this catalog are certified for sale in the state of California; see your distributor or dealer for details.
All products and accessories featured in this catalog are subject to change without notice.





Subject to modifications. Some models are available for certain markets only. - Mod. 3085558C - 2022



It's an **Emak S.p.A.** trademark
42011 Bagnolo in Piano (RE) Italy
www.efcopower.com
YouTube www.youtube.com/MyEfco
Facebook www.facebook.com/Efcoltalia
Instagram www.instagram.com/Efcoltalia